


**The
Volkswagen LT
range.**





Huge 180° opening rear doors.



Optional full bulkhead with fixed or sliding windows.



Optional half width bulkhead retaining walkthrough.

Volkswagen LT: short or long wheelbase Panel Vans.

The range of LT panel vans clearly demonstrates the many advantages that the range offers.


The forward control design provides maximum available load space within compact overall dimensions.

Despite being only 484 cm (15'10½") long the short wheelbase LT panel van offers an enormous 7.85 m³ (277 ft³) of useable load space and 5.6 m² (60.3 ft²) floor area. The van's flat floor is 306 cm (5'11½") wide. Interior height is 146 cm (4'9").

The almost flat sides and square section design enables full utilisation of the load compartment and single rear wheels* means minimal wheel box intrusion.

Having a generous load space is fine but what about accessibility? Here the LT excels. The huge 180° opening double rear doors are 144 cm (4'8½") wide by 128 cm (4'2") high. Practically the full width of the vehicle. But that's not all:

Standard equipment includes a sliding side loading door that's 108 cm (3'6") wide and 128 cm (4'2") high. Renowned for its design, it can be opened from inside and out and takes up little extra space when opened. Important when



Please note: Interior rear view mirror illustrated available as optional equipment at extra cost.



7.85 m³ (277 ft³) load space, 3.06 m (10 ft) floor length.



2nd side loading door option available.



Lofty high roof option on 2.5 m wheelbase version giving 10.4 m³ (367 ft³).

door to door delivering in busy roads and confined spaces. Once opened it is retained in place so it won't roll or blow shut.

Opening the side door reveals an easy access step to help you in and out, that's ergonomics working for you.

Loading height is only 69.5 cm (27.4 in) and there's a walk through from the cab between the two steel $\frac{1}{2}$ bulkheads to give quick access for fast deliveries.

The short wheelbase LT van's no lightweight either. Available as LT 28, 31 or 35, it offers GVWs from 3.18 tonnes to 3.5 tonnes and nominal payload capacity from 1.535 tonnes

to 1.835 tonnes.

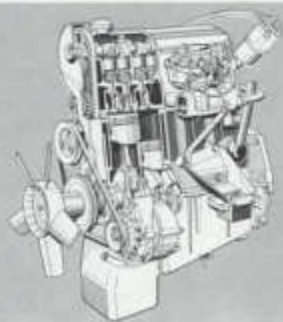

Optional equipment includes full or half width bulkheads and second side loading door. But for those who need a little extra there's a high roof version.

With internal height of 187 cm (6'1") and full length roof extension, the high roof LT Panel Van offers a lofty 10.4 m³ (367 ft³) load space at little extra cost.

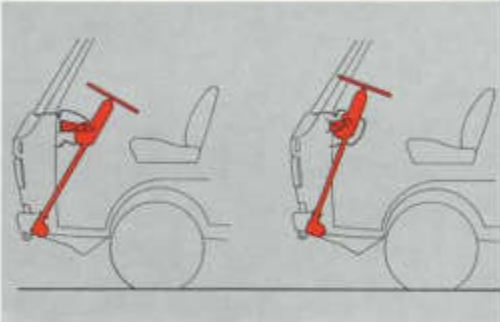
For those who need a lot more room to move there's the long wheelbase LT panel van.

The LT Panel Van, the non standard van.

* LT 28/31 models only.



Powerful 2.0 litre petrol engine.



Collapsible safety steering column.



High level of inbuilt active and passive safety.

The Volkswagen LT: has set new standards in light truck design.

The Volkswagen LT represents a significant advance in light truck design.


Although of conventional front mounted water cooled engine and rear wheel drive layout, its design incorporates many features that put it in the forefront of current commercial vehicle technology, particularly in the field of vehicle safety.

The high levels of inbuilt active (preventive) and passive safety features make the LT probably the safest commercial

vehicle available.

The powerful dual circuit servo assisted brake system with discs up front and self adjusting drums at the back, incorporates a brake pressure regulator to effectively apportion braking effort to the two circuits to obviate wheel lock-up and ensure safe sure stopping.


The strong full width front bumper is mounted on a deformation element and progressive deformation front frame members, which together with the rigid "safety cell" cab design, built-in roll over bar and door reinforcements absorb and transmit collision forces to computed fold areas. All



Front suspension and steering (LT 40/45).



Independent front suspension and steering (LT 28/31/35).



Dual circuit, servo-assisted, disc/drum brake system.

designed to afford maximum possible protection to occupants. A collapsible safety steering column gives added protection to the driver.

The front and rear suspension designs combine ride comfort with excellent handling characteristics. Hollow rubber spring aids are standard on the rear to give extra support. There's a stabiliser bar on the front and Panhard rod at the rear (on LT 28 and LT 31 models) to ensure maximum stability and low body roll, important for safe cornering and where high bodies are concerned. High body package standard on LT 35 and LT 45 chassis models providing additional stability

for larger bodies. Radial ply tyres are standard too.

The LT's powerful petrol and diesel engines and sturdy modern running gear with four and five speed transmission give lively performance and long service life. Beneath the LT's crisp good looks is a strong, welded semi-unitary design body and chassis that combines strength with low weight for maximum payload and minimum noise.

Additional external safety features include reversing lights (standard on all van models) and rear fog light.



Drive an LT and you'll be hooked

by the comfort, sheer good looks and well thought out design, making the LT a very versatile vehicle.

The LT's versatility is found in its special basic design concept: a powerful, solid chassis with a separate driver's cab. This allows all types of bodies and specialised equipment, permutations and combinations for individual re-

quirements.

With two wheelbases available of 2500 mm and 2950 mm, extra high roof models, the loading capacity of the LT offers nominal payloads from 1.5 to 2.5 tonnes depending on model and body.

The wide 180° opening rear doors and side loading door are standard on van models, allowing excellent side and



rear accessibility for loading, keeping an even distribution of load whilst unloading is made easier by the large sliding side door.

Chassis cab models are suited to accept any number of different types of bodies, from the straight box van or luton type, curtain sided types, flat bed, drop side or small tipper bodies for loose loads.

For operators requiring a vehicle that can carry plant and equipment and a working crew to sites away from base as in the case of local authority maintenance crews, then the LT Chassis Double Cab models offer the practical solution.

Whatever your needs from 3180 kg to 4500 kg GVW, the LT range of vehicles should suit.



The Volkswagen LT: makes light work of hard work.

The science of ergonomics has radically affected the design and layout of the LT cab.

The comprehensive controls are easily reached and can be operated quickly and with minimum effort. This means the driver gives full attention to the road ahead.

The dash panel features non-dazzle instruments and rocker switches marked with easily recognisable symbols for quick reading and operation.

Lights, main beam flashers, turn indicators, two speed

windscreen wipers and electric windscreen washers are all fingertip operated by steering column mounted stalks. The gear lever also falls easily to hand for quick confident shifting.

Foot pedals and steering wheel are positioned for use by everyone, short or tall. The anatomically designed driver's seat, adjustable for reach and rake ensures that the driver will always be comfortably in control. The passenger seat is anatomical too.

The LT's enormous, deep windscreen offers a remarkable field of vision. In addition generous side and rear windows, and large door mounted rear view mirrors give the LT's driver



Please note: heated rear window and spotlight equipment illustrated available as optional equipment only at extra cost.

excellent all round vision.

An effective heating and ventilation system with three speed blower keeps the driver comfortable and fresh, stale air being extracted through door mounted sliding vents. Dash mounted multi-directional fresh air vents give extra ventilation for the personal touch.

Special attention has been given to interior noise. The effective use of insulation material, particularly on the engine cowling, keeps things remarkably quiet.

Daily checks on oil and water can be carried out from the driver's seat by raising the engine cowl inspection panel. An

inspection cover in the dash panel also allows easy checking and filling of the brake fluid reservoir.

Major overhauls and maintenance are facilitated by the removal of the seats and engine cowl. This takes about a minute, giving remarkable engine and equipment access.

A striking feature of the LT cab is its roominess. Not only is it spacious, it's also fully trimmed. Standard equipment includes passenger seat, floor mats, door trim panels, headlining, sun visors, ash-tray, grab handle, engine cover and glove box. The Volkswagen LT cab, as near passenger car standards as a truck can be.



Versatile Volkswagen LT.

The wide selection of models available makes the Volkswagen LT range ideally suited for a wide range of special bodywork conversions and installations. Chassis with cab models have a robust flat-top ladder type frame, to provide the perfect backbone for most body types from the simplest platform truck to the popular box and Luton van bodies.

Five star living

For people who insist on first class travel and accommodation all the way, the unique combination of Volkswagen's superb vehicle design engineering and luxuriously appointed body has given the Volkswagen LT an enviable

reputation as being among, if not the finest motorised caravan available. Whatever you're looking for in a motor home, there's a model that can satisfy your needs, with a host of impressive fittings, and facilities matched only by traditional craftsmanship in design and construction.

Bodybuilders.

We have appointed throughout the country a number of highly experienced bodybuilders who carry M.A.N.-VW approval. Conversions carried out by these bodybuilders carry an approved conversion plaque.

Their experience is at your disposal and they will be most happy to advise on individual requirements.



Volkswagen LT: Just some of the advantages.

Volkswagen Quality

A great deal of craftsmanship goes into the making of each Volkswagen LT. That's what makes it reliable, durable, low on running costs and helps maintain a high resale value.

Volkswagen Service

An extensive world-wide service network provides genuine Volkswagen service, parts and exchange units. Long service intervals and efficient maintenance means minimal repair times and therefore less off road time for your Volkswagen LT.

Volkswagen Warranty

The quality of craftsmanship and materials enables us to

offer the LT truck range with a 12 month, 50,000 km (30,000 miles) warranty, except power train which is 100,000 km (60,000 miles).

M.A.N.-VW Dealer Network

A network of specialist dealers strategically placed, who are able to offer the right kind of back-up. If it's advice on what type of vehicle to suit your business or parts and service facilities, then they'll provide the right kind of support to help keep you and your truck in business.


Paint and trim colours.

Leatherette upholstery.



black (optional)


-- LL




van dyck (standard)

-- LN


Exterior colours.



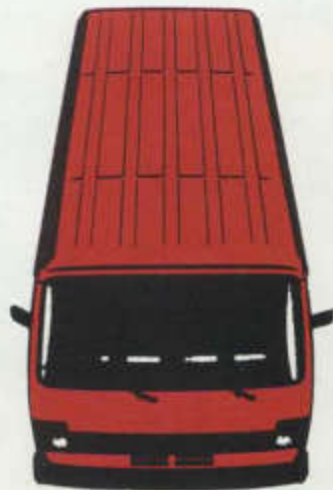
light grey* A7A7 -



bamboo yellow* B5B5 -




brilliant orange* E1E1 -



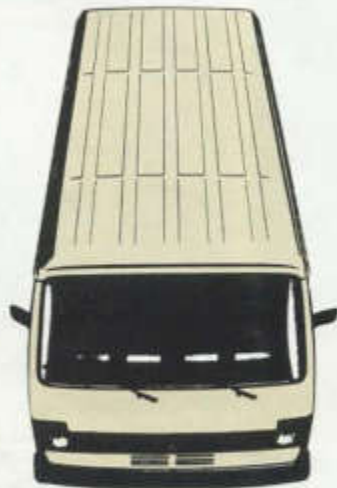
orient red H4H4 -



medium blue J5J5 -



liane green* M2M2 -



pastel white R1R1 -

Note!
Print processes do not allow exact reproduction of colours. This applies to the exterior colours as well as to the upholstery.

* optional extra choice

This brochure is intended to show the general appearance of the LT. Many illustrations may show equipment which is not to U.K. specification or is available only on special order.

Please note however that specifications may be subject to change without prior notice.

It is therefore recommended that you check with your M.A.N.-VW Light Truck dealer at the time of ordering for changes that may have taken place.

For further information on the LT please refer to the technical data sheets, available from M.A.N.-VW dealers.